

A one-pager summarising ideas from the book *Explicit Instruction Effective & Efficient Teaching*.



ANITA L. ARCHER &  
CHARLES A. HUGHES

# EXPLICIT INSTRUCTION

## DIRECT, ENGAGING AND SUCCESS ORIENTATED TEACHING

### EXPLICIT INSTRUCTION

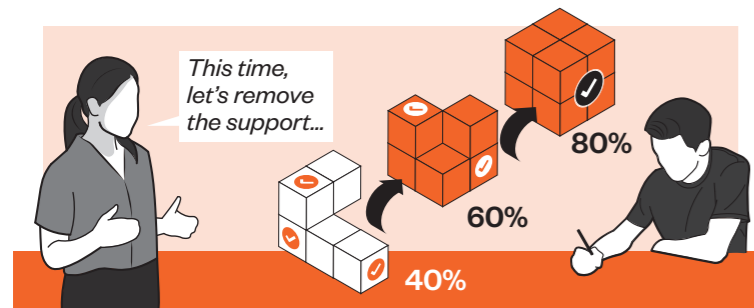
#### CLEAR INSTRUCTION, DESIGN AND DELIVERY

Explicit instruction is a structured and systematic teaching approach that provides clear instruction, design, and delivery procedures to maximise students' academic growth. The approach incorporates various supports and scaffolds, guiding students through the learning process with explicit explanations, demonstrations, and supported practice. The goal is to foster independent mastery by offering clear statements about the purpose and rationale of learning, checking for understanding, and ensuring active and successful participation by all students.

### THE 6 KEY PRINCIPLES

#### MAXIMISE STUDENT ENGAGEMENT AND LEARNING

1. Optimise engaged time on task and active participation.
2. Promote high levels of success (80% correct/accurate).
3. Increase content coverage to maximise learning.
4. Have students spend more time in instructional groups.
5. Scaffold instruction by providing support and guidance.
6. Address different forms of knowledge at differing levels.



### HIGH LEVELS OF SUCCESS

#### WORK TOWARDS INDEPENDENT PRACTICE

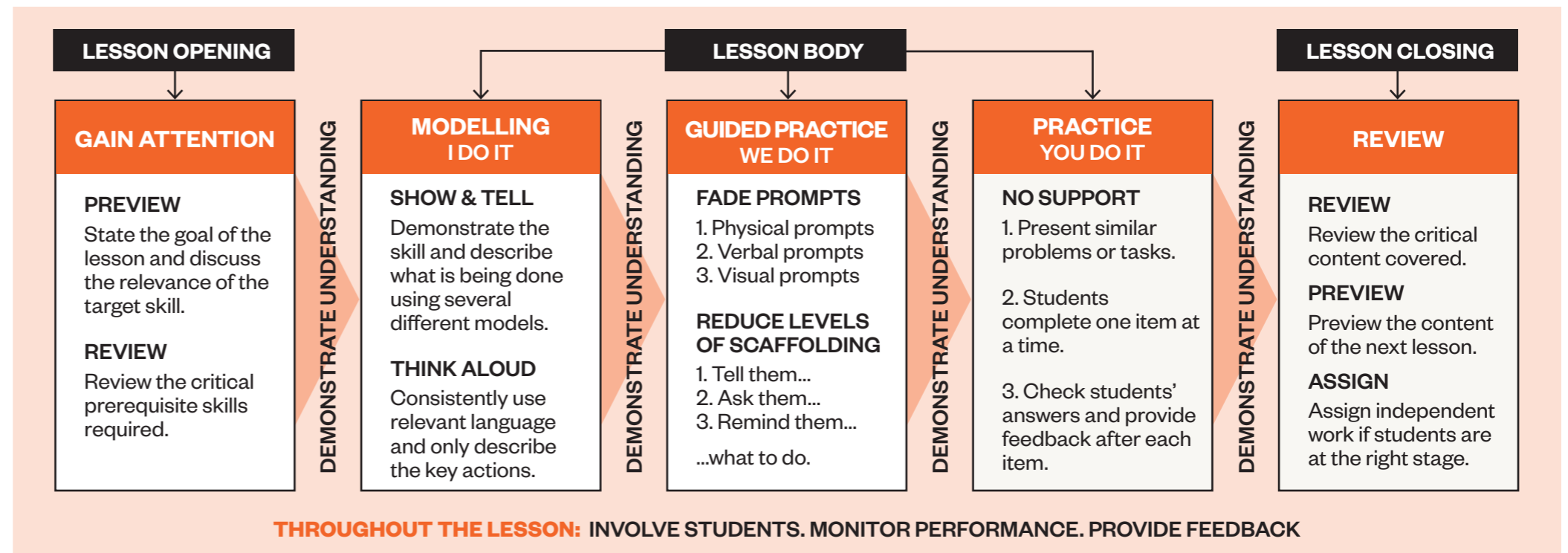
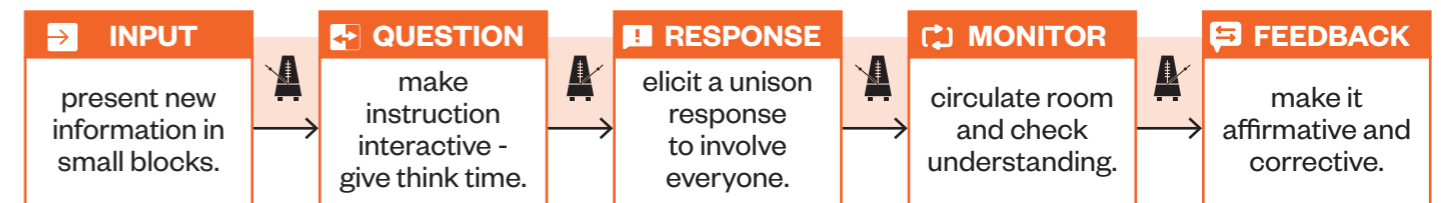
Research shows that in order to reach proficiency and build fluency, both practise and specific feedback on the quality of students' work are key. Focus on skills, concepts, and rules that are unknown to students and critical to academic performance. Embed deliberate practice sessions into your lessons and vary the application of the skill by bringing in previous material. Distribute practice sessions over time and test knowledge with frequent and varied retrieval tasks.

### DELIVERING INSTRUCTION

#### THE 4 ESSENTIAL DELIVERY SKILLS

1. Require frequent responses from everyone.
2. Monitor student performance carefully.
3. Immediate affirmative & corrective feedback.
4. Deliver the lesson at a brisk pace.

#### THE RELATIONSHIP BETWEEN THE 4 ESSENTIAL DELIVERY SKILLS



### ACTIVE PARTICIPATION

#### ELICIT FREQUENT RESPONSES FROM ALL

To be truly effective, instruction must be interactive. Active participation means eliciting frequent responses from **ALL** students in the lesson by getting them to say, write or do something concrete. In the act of responding, students are actively retrieving, rehearsing and practising the information, concepts, skills, or strategies being taught. The overall goal is to increase the number of successful responses and aim for at least 80% accuracy.



#### ACTION RESPONSES

- **HAND SIGNALS:** Put up fingers to show answer.
- **ENACTING:** Act out solid, liquid and gas.
- **GESTURES:** Make a shape with hands or use facial expressions.



#### WRITTEN RESPONSES

- **MINI-WHITEBOARDS**
- **RESPONSE CARDS:** Yes/No, True/False,
- **HINGE-QUESTIONS**
- **EXIT TICKET**
- **WRITTEN SUMMARY**



#### ORAL RESPONSES

- **CHORAL RESPONSES:** Everyone say it in unison.
- **THINK, PAIR, SHARE**
- **PAUSE PROCEDURE:** 2 minute paired discussion.
- **NUMBERED HEADS:** call numbers to get response.